


# MECHANICAL PULLER "CAGE TYPE"



## FEATURES: 3 JAW



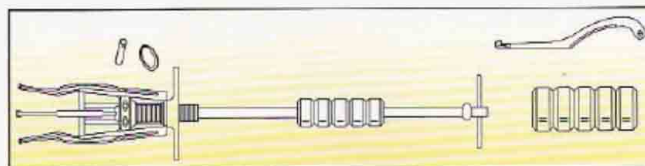
A GENERAL PURPOSE PULLER THAT **ELIMINATES** MANY SPECIALITY PULLERS AND ACCESSORIES SUCH AS:

- Harmonic Balancer Puller
- Battery Terminal Puller
- Steering Wheel Puller
- Power Steering and Alternator Pulley Puller
- Differential Side Bearing Puller
- Brake Drum Puller
- Timing Gear Puller
- Pitman Arm Puller
- Bearing Splitters

• Saves time, money and labour • One-man operation • Locks like a vice

Model	Ton	Jaw Pullar	Spread	Reach	Weight
MT - 102	1	3	0.25" to 3.25"	2.25"	0.68 lb.
MT - 103	2	3	0.25" to 4.5"	3"	1.3 lbs.
MT -104	5	3	0.5" to 5"	4"	4 lbs.
MT -106	10	3	0.5" to 7"	6"	8 lbs.
MT -108	17	3	0.75" to 12"	8"	14 lbs.
MT -110	20	3	1" to 15"	9.67"	16 lbs.
MT -113	30	3	2.5" to 18"	12"	44 lbs.
MT -116	40	3	3" to 25"	14"	68 lbs.
MT -202	1	2	0.25" to 3.25"	2.25"	0.62 lb.
MT -203	2	2	0.25" to 4.5"	3"	1.12 lbs.
MT -204	2	2	0.5" to 5"	4"	4 lbs.
MT -206	6	2	0.5" to 7"	6"	7 lbs.
MT -208	12	2	0.75" to 12"	8"	12 lbs.
MT -210	14	2	1" to 15"	9.67"	13 lbs.
MT -213	25	2	2.5" to 18"	12"	38 lbs.
MT -216	35	2	3" to 25"	14"	57 lbs.


## PM16 Internal Slide Hammer Puller Set



- 1-Model 105 (3Jaw Internal Puller)  
Reach : 3", spread : 9/16" to 4"
- 1-Model 10561 (Slide Road")  
Length : 24"
- 1-Model 10532 (2.5 lb Hammer)
- 1-Model L5 (Set of 3 Long Jaws)  
Reach : 13", spread : 1" to 5 1/4"

The PM16 internal slide hammer puller set is deal for the removal of many tough internal pulling jobs such as crankshaft pilot bearings, bearing cups, needle bearings, bushings, seals and grease retainers.

# APPLICATION OF MODELS "CAGE PULLER"



**MODEL TJ-1**  
2 Jaw Transmission  
Bearing Puller  
Spread: 2.33" to 14.75"  
Reach 8"  
Weight: 12 lbs. (5.4 kg)  
Tip Protector: P10

**MODEL TJ-2**  
3 Jaw Transmission  
Bearing Puller  
Spread: .5" to 7"  
Reach 6"  
Weight: 8 lbs. (3.6 kg)  
Tip Protector: P6



### "The Cage® is the Key"

'MASKO TECH' Pullers are safe and easy to use because the control Cage® holds the pulling jaws in either open or closed positions. This patented feature prevents the jaws of the puller from slipping off the work surface thus substantially increasing productivity, tool life and safety for the technician. Now you are able to choose from standard jaws or optional long jaws for added reach and spread on models 108, 208, 110, 210, 113, 213, 116 and 216.

*Note: Long jaws will not have the clamping force of standard jaws.*



Gear removal from pump *Model 104*



Alternator pulley removal *Model 106*



Hub removal from splined shaft *Model 106*



U-joint removal & installation made effortless *Model 103*



Lock on ball grooves and bearing races *Model 104*



Bushing removal from transmission gear